



Well-being Index for Pharmacy Personnel

State Report
For
NABP District Five States

MAY 2022

For Every Pharmacist. For All of Pharmacy.

pharmacist.com

DISTRESS PERCENT CHANGES

National and District

April 2022 versus May 2022

Changes in Distress Levels

As of May 2022

State	Change in Distress % April 2022 vs May 2022	Distress % May 2022	State Rank for Distress Percent May 2022
Largest Increase in Distress Percent			
Puerto Rico	2.93%	47.37%	4
District of Columbia	1.85%	31.58%	36
Idaho	1.15%	34.48%	22
New Jersey	0.94%	37.96%	16
Virginia	0.85%	40.81%	10
Largest Decrease in Distress Percent			
New Mexico	-0.72%	29.58%	130
Utah	-0.50%	29.75%	49
Hawaii	-0.47%	40.23%	28
Alaska	-0.45%	31.43%	64
Maryland	0.44%	33.19%	130
NATIONAL	0.06%	31.98%	----



Changes in Distress Levels – District Five

As of May 2022

	Change in Distress % May 22 Vs Apr 22	Distress % May 2022	Distress % State Rank May 2022	Change in Distress % Apr 22 Vs Mar 22	Distress % State Rank Apr 2022	Distress % State Rank Mar 2022	Distress % State Rank Feb 2022	Distress % State Rank Jan 2022	Distress % State Rank Dec 2021	Distress % State Rank Nov 2021	Distress % State Rank Sep 2021	Distress % State Rank Jul 2021	Distress % State Rank Apr 2021	Distress % State Rank May 2020	Distress % State Rank Apr 2020
Iowa	-0.21%	29.09%	45	0.25%	43	45	44	42	41	41	41	41	41	33	29
Minnesota	0.09%	24.55%	49	0.25%	49	49	48	49	49	48	46	46	45	42	43
Nebraska	0.21%	33.13%	29	-0.21%	30	31	31	32	33	34	36	39	39	38	41
North Dakota	No Change	31.82%	33 (T)	-1.51%	34 (T)	28 (T)	20	20	20	21	34	29(t)	31	44	45
South Dakota	0.50%	27.47%	46	0.83%	46	47	46	47	47	47	47	47(t)	47	46	46

Note: Historic data from 2020/2021 has been removed to allow space for current month.
Refer to previous months' reports or contact ashaughnessy@aphanet.org for data.
(T) = tied with another state

DISTRESS PERCENT

Why does it change when the number of assessors stays the same? Reassessments!

NUMBER OF ASSESSMENTS, REASSESSMENT, and ASSESORS

As of May 2022

District Five	Number of First Assessments	Number of Reassessments	Unique Number of Reassessment Assessors	Total Assessments
Iowa	129	91	33	220
Minnesota	182	148	40	330
Nebraska	168	158	42	326
North Dakota	18	Less than 5	Less than 5	22
South Dakota	50	41	14	91
National	8399	8080	2428	16479

DISTRESS PERCENT MONTHLY REPORTS

State-Specific

April 2022 versus May 2022

PHARMACISTS WELL-BEING INDEX

STATE DISTRESS PERCENT*

MAY 2022

As of May 6, 2022, the Iowa distress percent was 29.09% (ranked 45/52) with 130 assessors.

APRIL 2022

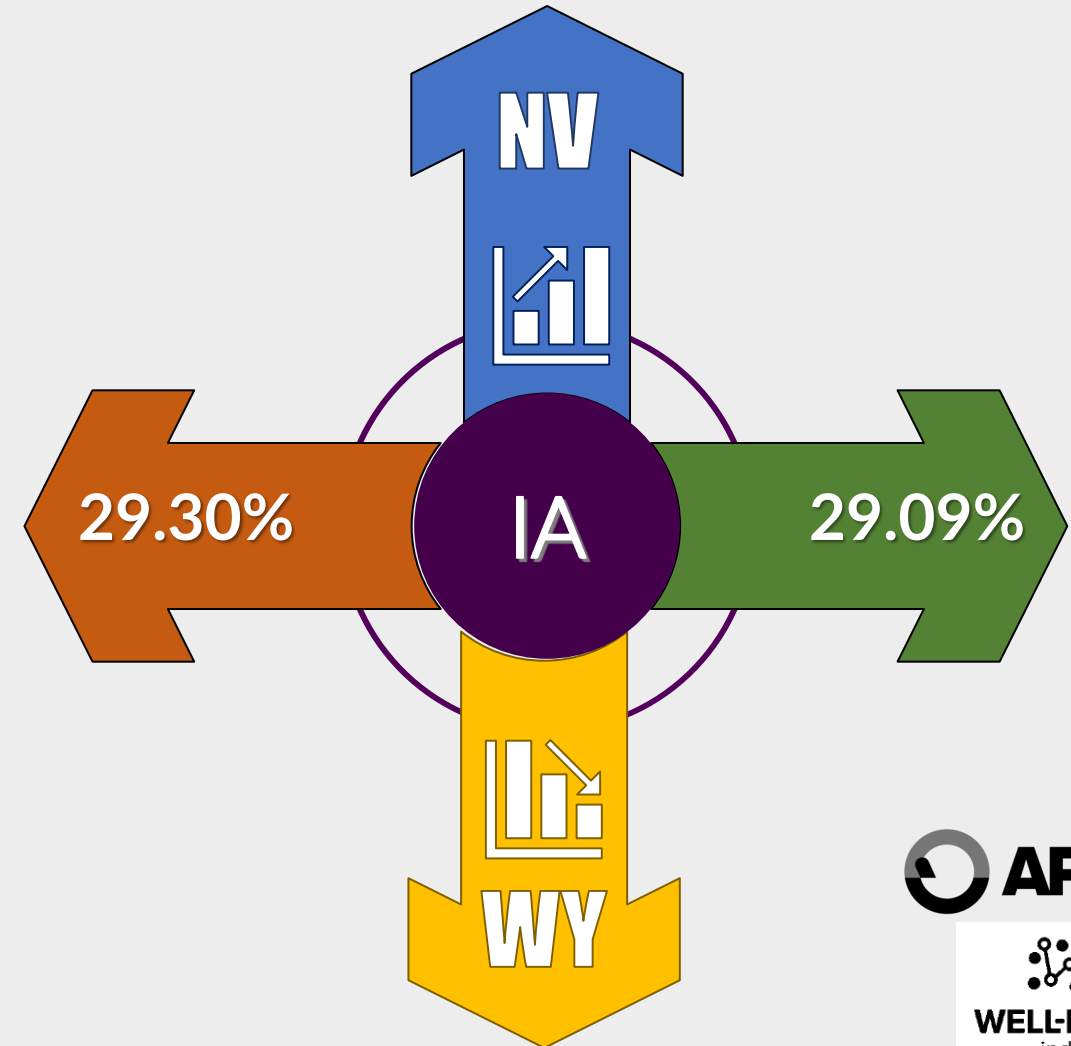
As of April 6, 2022, the Iowa distress percent was 29.30% (ranked 43/52) with 125 assessors.

STATE COMPARISON

As of May 6, 2022

Nevada is the highest at 57.81% (n=26)

Wyoming has the lowest 17.39% (n=16)



*Distress Percent is the percentage of individuals with a Pharmacist Well-Being Index (WBI) score ≥ 5 . It measures the percent of individuals that are at a high level of distress.

PHARMACISTS WELL-BEING INDEX

STATE DISTRESS PERCENT*

MAY 2022

As of May 6, 2021, the Minnesota distress percent was 24.55% (ranked 49/52) with 182 assessors.

APRIL 2022

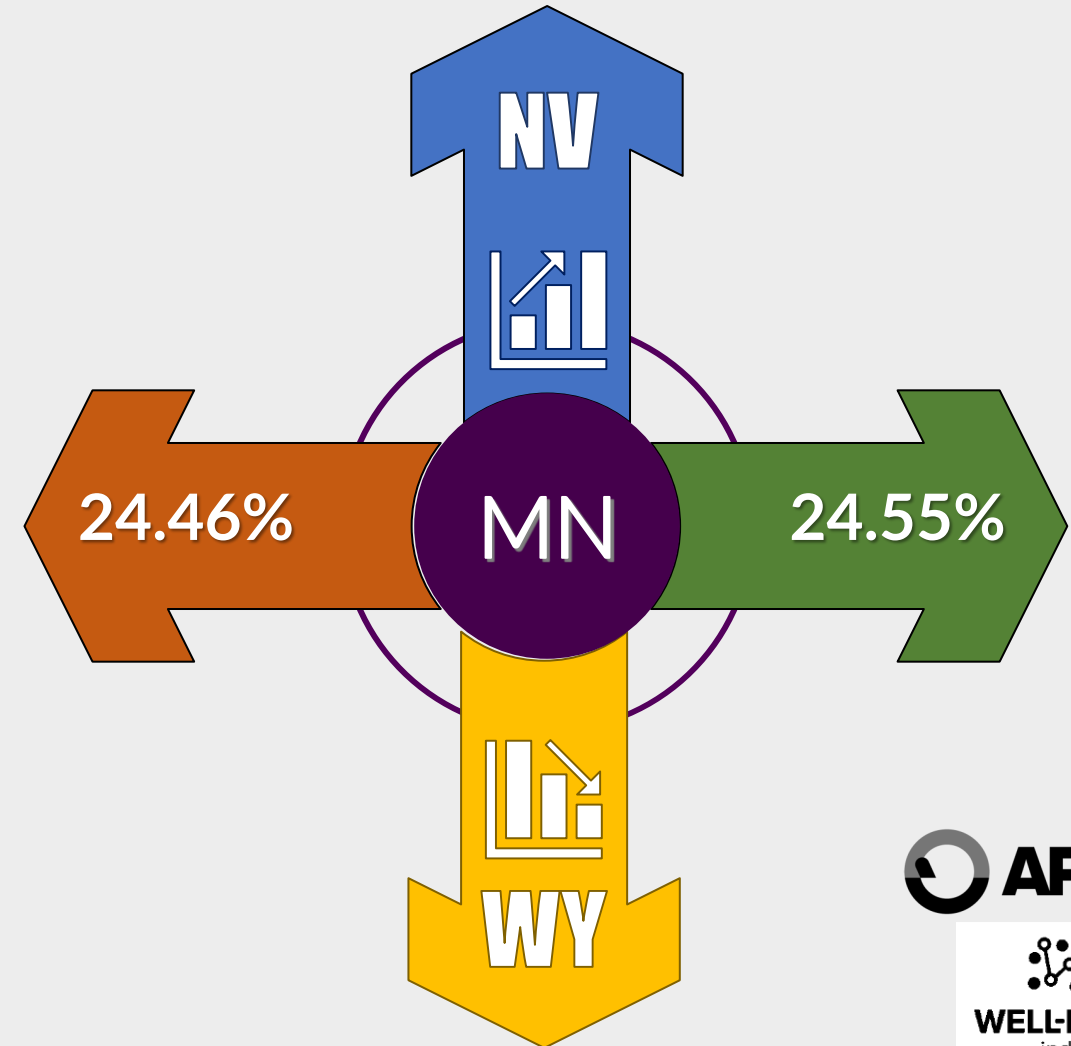
As of April 6, 2021, the Minnesota distress percent was 24.46% (ranked 49/52) with 180 assessors.

STATE COMPARISON

As of May 6, 2022

Nevada is the highest at 57.81% (n=26)

Wyoming has the lowest 17.39% (n=16)



*Distress Percent is the percentage of individuals with a Pharmacist Well-Being Index (WBI) score ≥ 5 . It measures the percent of individuals that are at a high level of distress..

PHARMACISTS WELL-BEING INDEX

STATE DISTRESS PERCENT*

MAY 2022

As of May 6, 2022, the Nebraska distress percent was 33.13% (ranked 29/52) with 169 assessors.

APRIL 2022

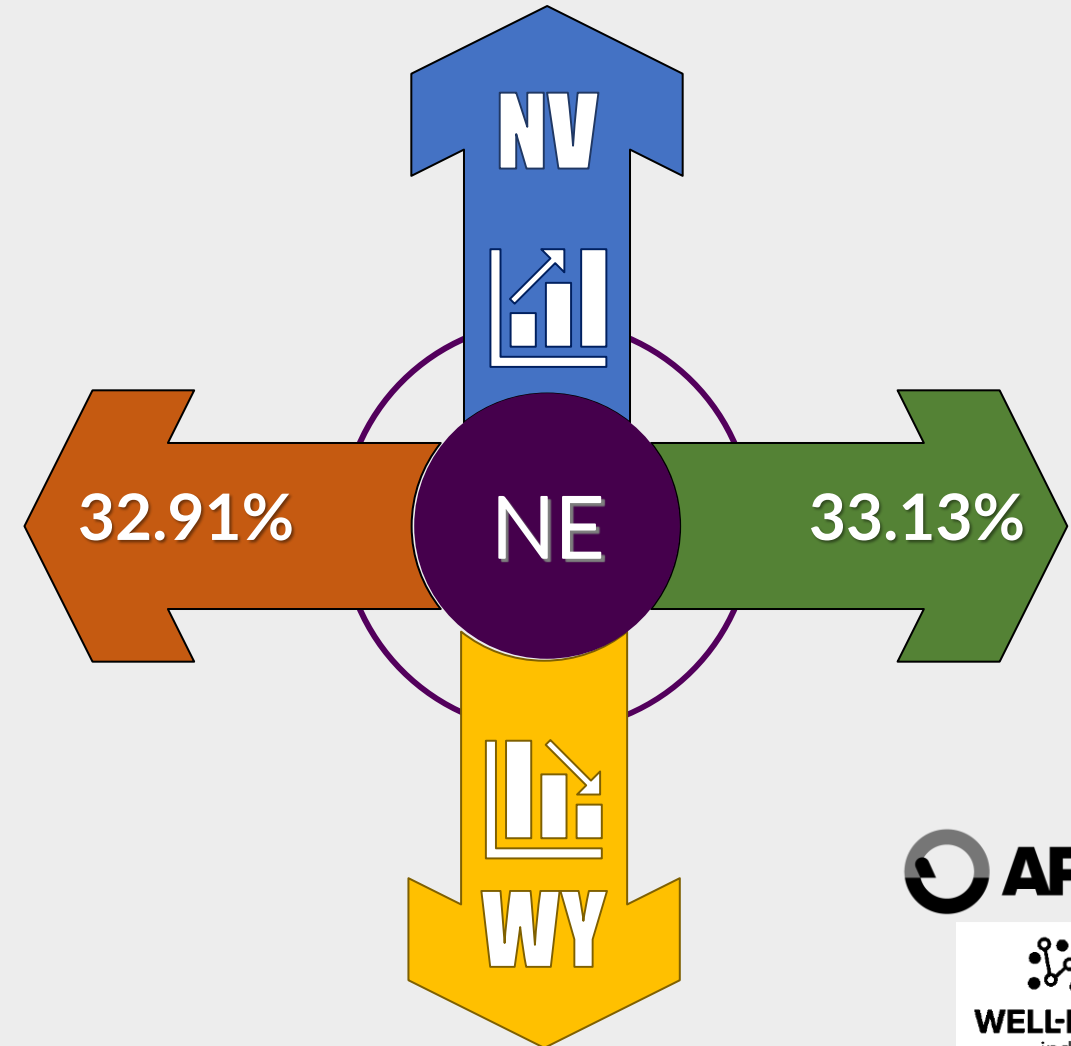
As of April 6, 2022, the Nebraska distress percent was 32.91% (ranked 30/52) with 169 assessors.

STATE COMPARISON

As of May 6, 2022

Nevada is the highest at 57.81% (n=26)

Wyoming has the lowest 17.39% (n=16)



*Distress Percent is the percentage of individuals with a Pharmacist Well-Being Index (WBI) score ≥ 5 . It measures the percent of individuals that are at a high level of distress.

PHARMACISTS WELL-BEING INDEX

STATE DISTRESS PERCENT*

MAY 2022

As of May 6, 2022, the North Dakota distress percent was 31.82% (ranked tied at 33/52 highest) with 18 assessors.

APRIL 2022

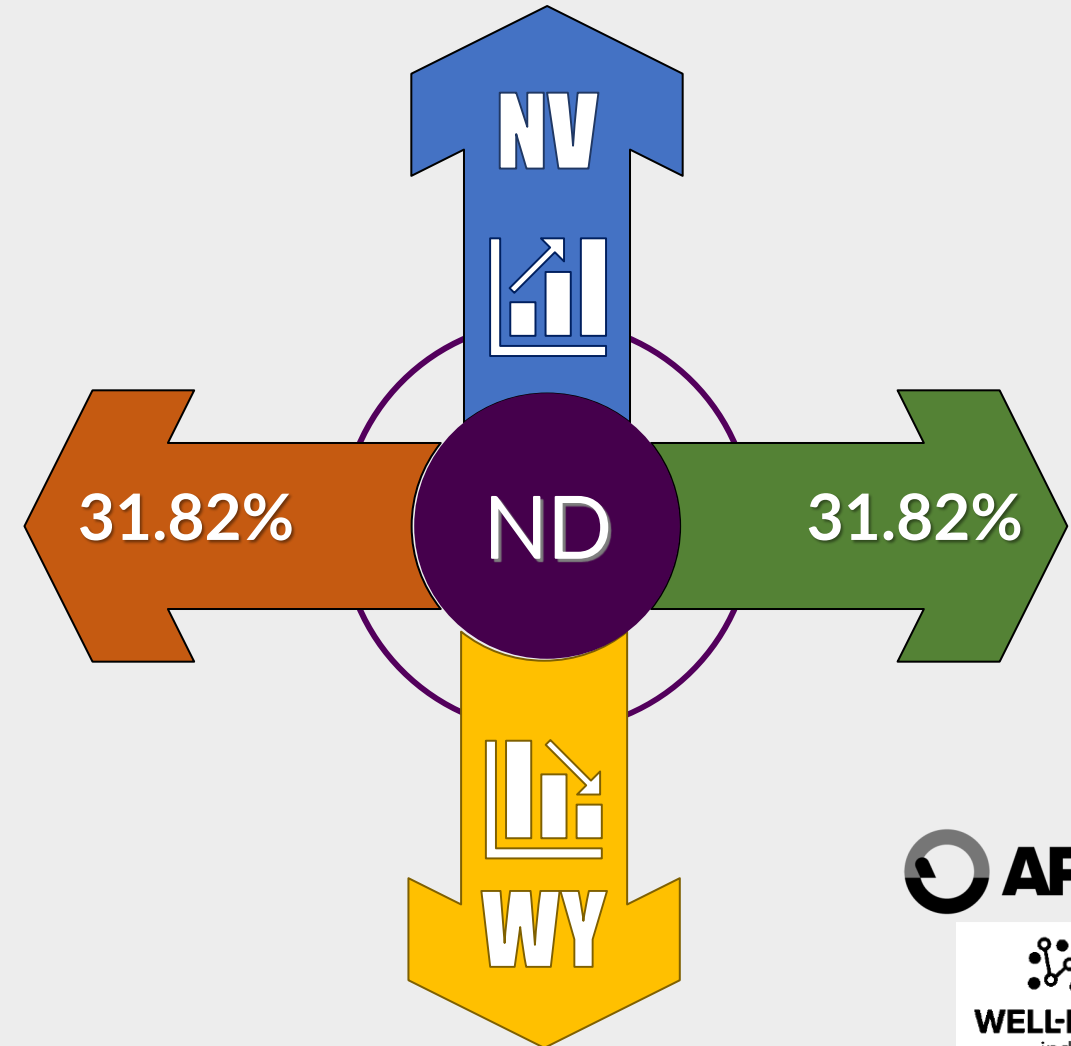
As of April 6, 2022, the North Dakota distress percent was 31.82% (ranked tied at 34/52 highest) with 18 assessors.

STATE COMPARISON

As of May 6, 2022

Nevada is the highest at 57.81% (n=26)

Wyoming has the lowest 17.39% (n=16)



WELL-BEING
index

<https://app.mywellbeingindex.org/signup>
Invitation Code: APhA

*Distress Percent is the percentage of individuals with a Pharmacist Well-Being Index (WBI) score ≥ 5 . It measures the percent of individuals that are at a high level of distress.

PHARMACISTS WELL-BEING INDEX

STATE DISTRESS PERCENT*

MAY 2022

As of May 6, 2022, the South Dakota distress percent was 27.47% (ranked 46/52) with 50 assessors.

APRIL 2022

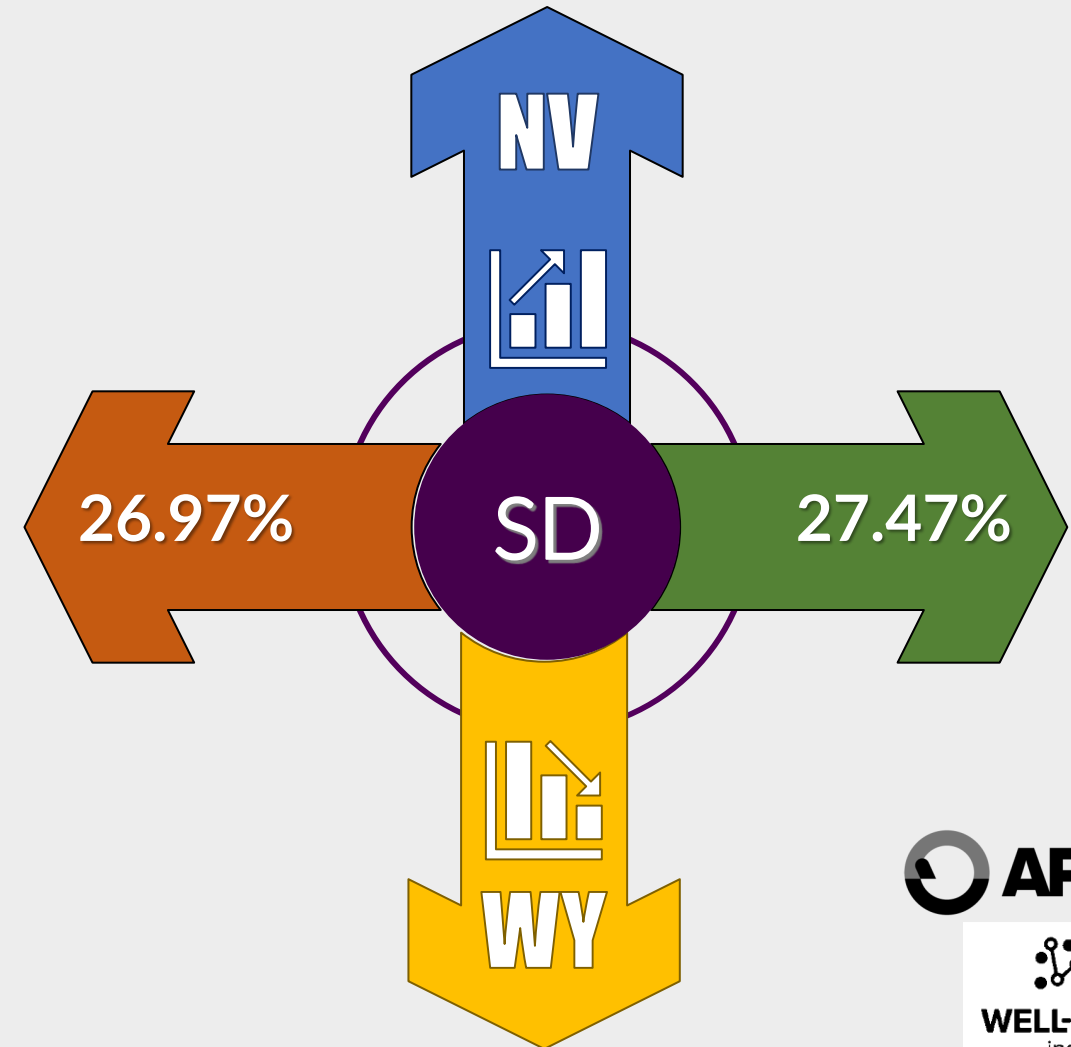
As of April 6, 2022, the South Dakota distress percent was 26.97% (ranked 46/52) with 49 assessors.

STATE COMPARISON

As of May 6, 2022

Nevada is the highest at 57.81% (n=26)

Wyoming has the lowest 17.39% (n=16)



*Distress Percent is the percentage of individuals with a Pharmacist Well-Being Index (WBI) score ≥ 5 . It measures the percent of individuals that are at a high level of distress.

Well-being Resources Promo Slides*

For Your Use in State Social Media and Periodicals

**Please do not change the content of these promotional slides*



Your experiences – positive and negative – tell a powerful story!

Your experience can be the spark that helps change and enhance the pharmacy workplace, pharmacy personnel well-being, and patient safety.

**Submit your experience report to
Pharmacy Workplace and Well-being Reporting.
www.pharmacist.com/pwwr**

Your report is confidential, anonymous, and protected by the Alliance for Patient Medication Safety - a recognized national patient safety organization.

Share the PWWR link with your colleagues!



Burnout is real.

Take advantage of APhA's online screening tool, invented by the Mayo Clinic, to evaluate your fatigue, depression, burnout, anxiety, and stress and assess your well-being.

It takes less than 5 minutes to answer 9 short questions.

It's 100% anonymous, free, and you do not need to be an APhA member.

Resources are available once you submit your assessment.

Well-being Index for Pharmacists, Student Pharmacists, & Pharmacy Technicians

<https://app.mywellbeingindex.org/signup>

Invitation Code: APhA

Or Scan



**You're committed to pharmacy.
We're committed to your well-being.
www.pharmacist.com/wellbeing**