



# Well-being Index for Pharmacy Personnel

State Report  
For  
NABP District Five States

APRIL 2022

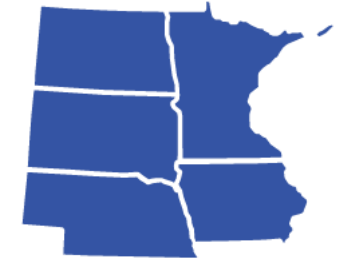
*For Every Pharmacist. For All of Pharmacy.*

pharmacist.com

# ***Available Pharmacists Positions vs Distress Percent*** **District Data from the Pharmacist Workforce Center** **Year-end 2021 versus 2020**

# Availability of pharmacist positions (all settings) in District Five with Comparison Distress Percent

*Pharmacy Demand Report, through end of 2021, as reported by the Pharmacy Workforce Center\**



	Number of Licensed Pharmacists as of Oct 2020	Total Availability of Positions In 2020	Distress Percent Pharmacists Only At end of 2020	Number of Licensed Pharmacists as of Oct 2021	Total Availability of Positions In 2021	Distress Percent Pharmacists Only At end of 2021
Iowa	6349	58	35.25% (n=87)	6581	95	35.14% (n=93)
Minnesota	9033	185	23.48% (n=131)	9176	270	22.43% (n=141)
Nebraska	5495	72	31.60% (n=141)	5495	87	34.28% (n=145)
North Dakota	2336	57	38.46% (n=12)	2238	57	40.00% (n=14)
South Dakota	2046	11	26.76% (n=30)	2085	37	28.57% (n=37)

\*The [Pharmacy Workforce Center](#) has released the latest iteration of the [Pharmacy Demand Report \(PDR\)](#), containing data through the end of 2021. The PDR aims to provide an enhanced measurement of pharmacist demand in the U.S. To receive an email notification when the latest report is available, please complete the form at the bottom of the PDR homepage.

# **DISTRESS PERCENT CHANGES**

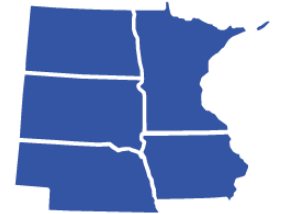
## ***National and District***

### **March 2022 versus April 2022**

# Changes in Distress Levels

*As of April 2022*

State	Change in Distress % March 2022 April 2022	Distress % April 2022	State Rank for Distress Percent April 2022
Largest Increase in Distress Percent			
Oklahoma	1.76%	34.36%	21
Nevada	1.39%	58.06%	1
West Virginia	1.05%	44.72%	5
Rhode Island	0.87%	31.82%	34 (T)
South Dakota	0.83%	26.97%	46
Largest Decrease in Distress Percent			
North Dakota	-1.51%	33.33%	28 (Tie)
New Mexico	-1.45%	34.73%	20
Wyoming	-0.79%	32.60%	32
New Hampshire	-0.69%	29.79%	41
Connecticut	-0.67%	31.75%	36
NATIONAL	-0.07%	31.92%	----



# Changes in Distress Levels – District Five

As of April 2022

	Change in Distress % Apr 22 Vs Mar 22	Distress % Apr 2022	Distress % State Rank Apr 2022	Change in Distress % Mar 22 Vs Feb 22	Distress % State Rank Mar 2022	Distress % State Rank Feb 2022	Distress % State Rank Jan 2022	Distress % State Rank Dec 2021	Distress % State Rank Nov 2021	Distress % State Rank Sep 2021	Distress % State Rank Jul 2021	Distress % State Rank Apr 2021	Distress % State Rank May 2020	Distress % State Rank Apr 2020
Iowa	0.25%	29.30%	43	-0.28%	45	44	42	41	41	41	41	41	33	29
Minnesota	0.25%	24.46%	49	-0.23%	49	48	49	49	48	46	46	45	42	43
Nebraska	-0.21%	32.92%	30	No Change	31	31	32	33	34	36	39	39	38	41
North Dakota	-1.51%	31.82%	34 (T)	-1.67%	28 (T)	20	20	20	21	34	29(t)	31	44	45
South Dakota	0.83%	26.97%	46	-0.30%	47	46	47	47	47	47	47(t)	47	46	46

Note: Historic data from 2020/2021 has been removed to allow space for current month.  
Refer to previous months' reports or contact [ashaughnessy@aphanet.org](mailto:ashaughnessy@aphanet.org) for data.  
(T) = tied with another state

# **DISTRESS PERCENT MONTHLY REPORTS**

## **State-Specific**

### **March 2022 versus April 2022**

# PHARMACISTS WELL-BEING INDEX

## STATE DISTRESS PERCENT\*

### APRIL 2022

As of April 6, 2022, the Iowa distress percent was 29.30% (ranked 43/52) with 125 assessors.

### MARCH 2022

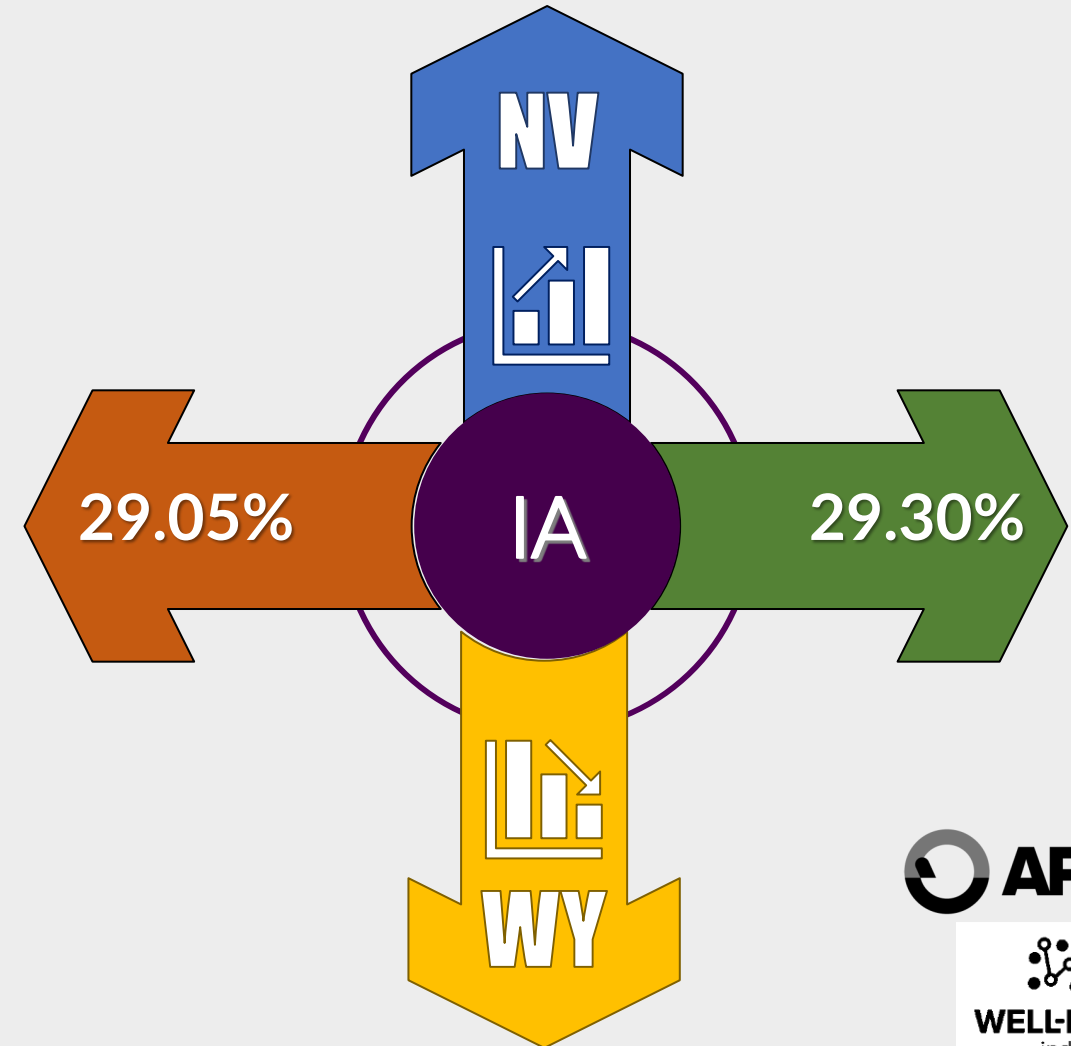
As of March 6, 2022, the Iowa distress percent was 29.05% (ranked 45/52<sup>h</sup> lowest) with 123 assessors.

### STATE COMPARISON

As of April 6, 2022

Nevada is the highest at 58.06% (n=26)

Wyoming has the lowest 17.39% (n=16)



\*Distress Percent is the percentage of individuals with a Pharmacist Well-Being Index (WBI) score  $\geq 5$ . It measures the percent of individuals that are at a high level of distress.



# PHARMACISTS WELL-BEING INDEX

## STATE DISTRESS PERCENT\*

### APRIL 2022

As of April 6, 2021, the Minnesota distress percent was 24.46% (ranked 49/52) with 180 assessors.

### MARCH 2022

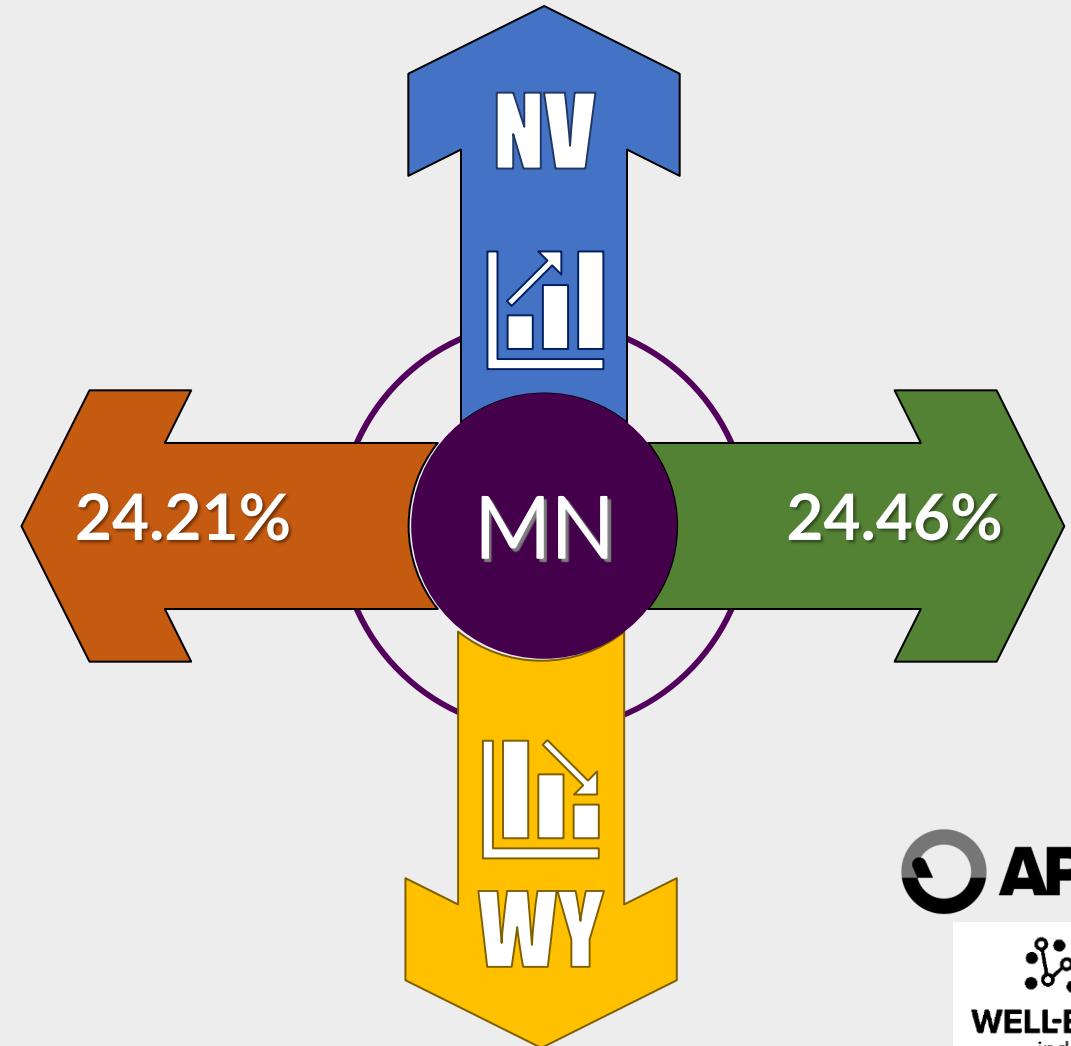
As of March 6, 2021, the Minnesota distress percent was 24.21% (ranked 48/52) with 174 assessors.

### STATE COMPARISON

As of April 6, 2022

Nevada is the highest at 58.06% (n=26)

Wyoming has the lowest 17.39% (n=16)



\*Distress Percent is the percentage of individuals with a Pharmacist Well-Being Index (WBI) score  $\geq 5$ . It measures the percent of individuals that are at a high level of distress..

# PHARMACISTS WELL-BEING INDEX

## STATE DISTRESS PERCENT\*

### APRIL 2022

As of April 6, 2022, the Nebraska distress percent was 32.91 (ranked 30/52) with 169 assessors.

### MARCH 2022

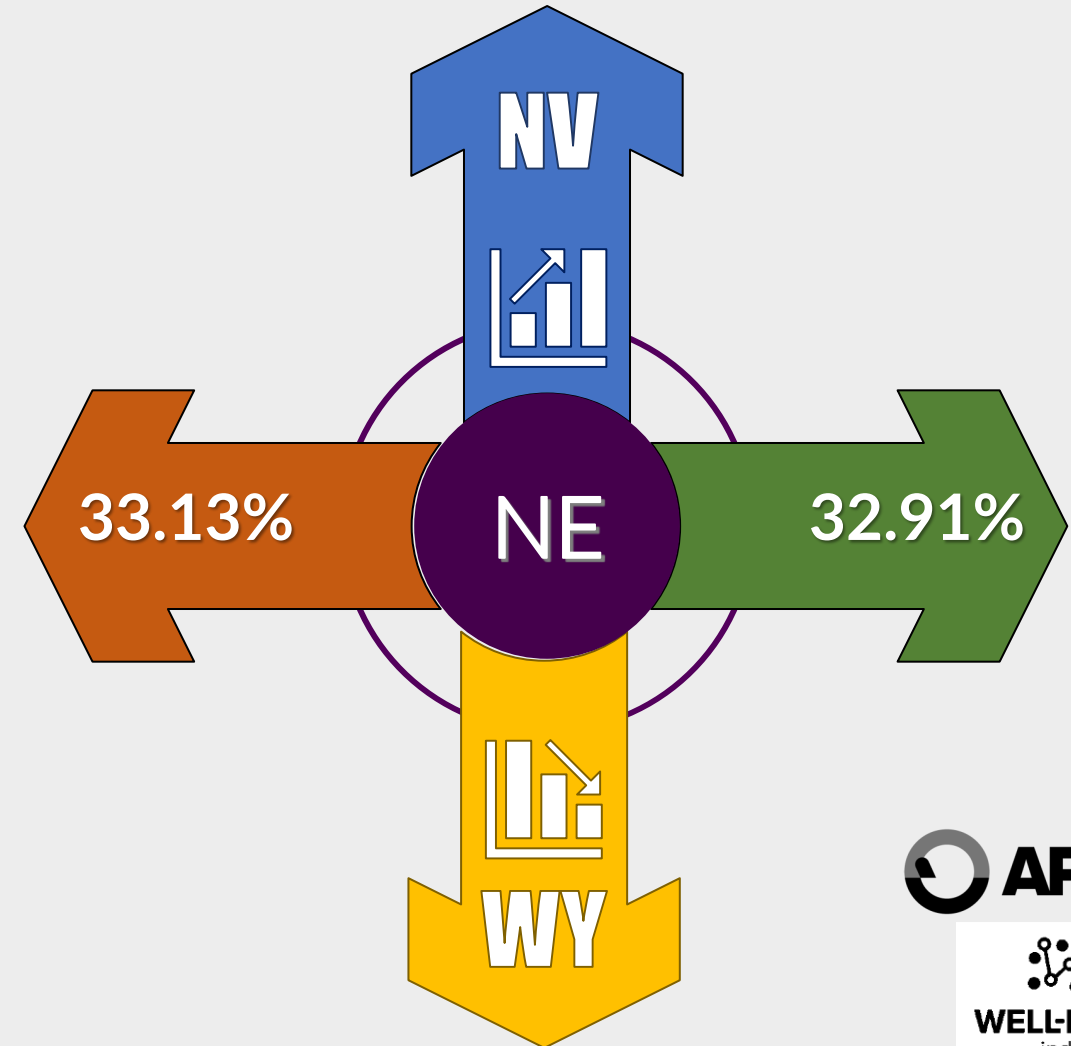
As of March 6, 2022, the Nebraska distress percent was 33.13% (ranked 31/52) with 169 assessors.

### STATE COMPARISON

As of April 6, 2022

Nevada is the highest at 58.06% (n=26)

Wyoming has the lowest 17.39% (n=16)



\*Distress Percent is the percentage of individuals with a Pharmacist Well-Being Index (WBI) score  $\geq 5$ . It measures the percent of individuals that are at a high level of distress.

# PHARMACISTS WELL-BEING INDEX

## STATE DISTRESS PERCENT\*

### APRIL 2022

As of April 6, 2022, the North Dakota distress percent was 31.82% (ranked tied at 34/52 highest) with 18 assessors.

### MARCH 2022

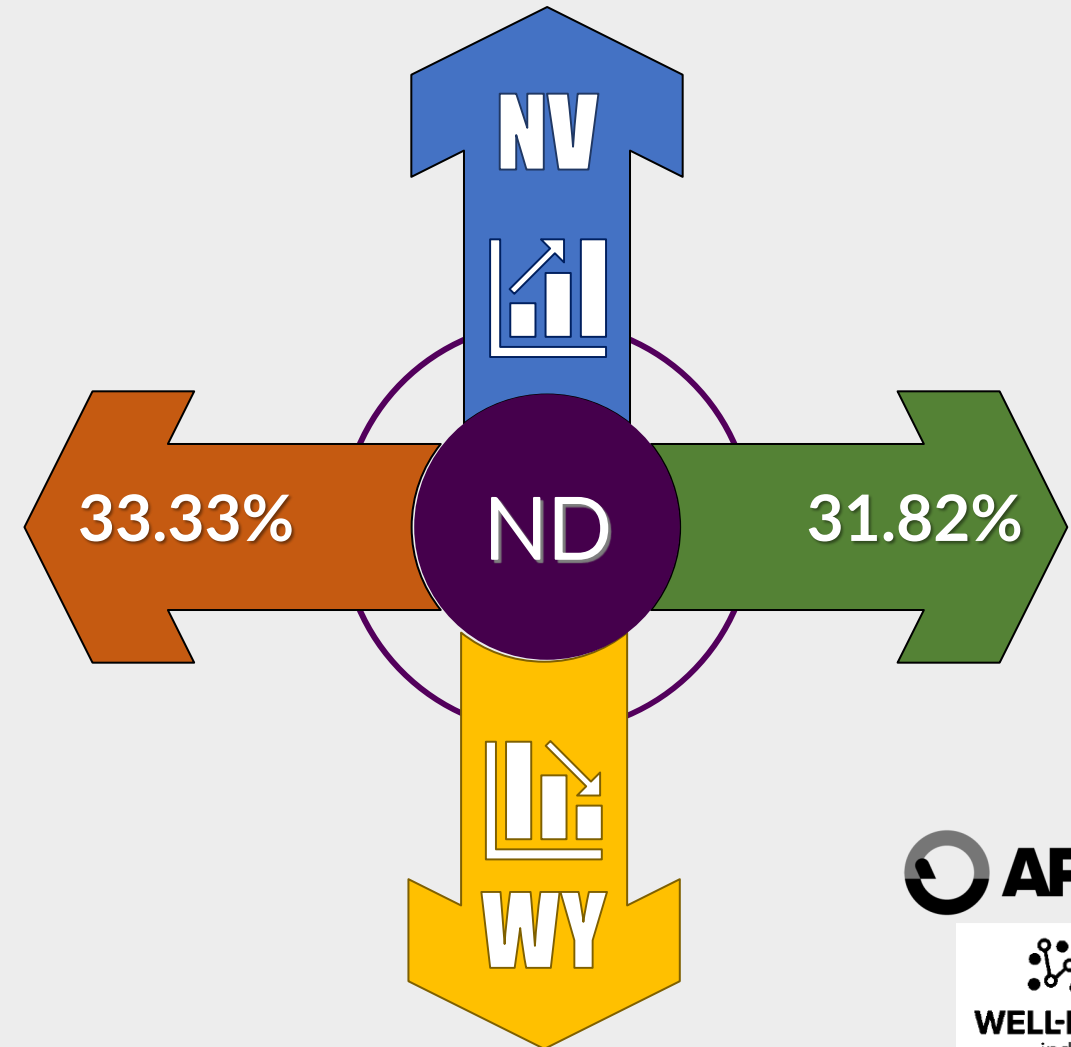
As of March 6, 2022, the North Dakota distress percent was 33.33% (ranked 20/52) with 18 assessors.

### STATE COMPARISON

As of April 6, 2022

Nevada is the highest at 58.06% (n=26)

Wyoming has the lowest 17.39% (n=16)



\*Distress Percent is the percentage of individuals with a Pharmacist Well-Being Index (WBI) score  $\geq 5$ . It measures the percent of individuals that are at a high level of distress.

# PHARMACISTS WELL-BEING INDEX

## STATE DISTRESS PERCENT\*

### APRIL 2022

As of April 6, 2022, the South Dakota distress percent was 26.97% (ranked 46/52) with 49 assessors.

### MARCH 2022

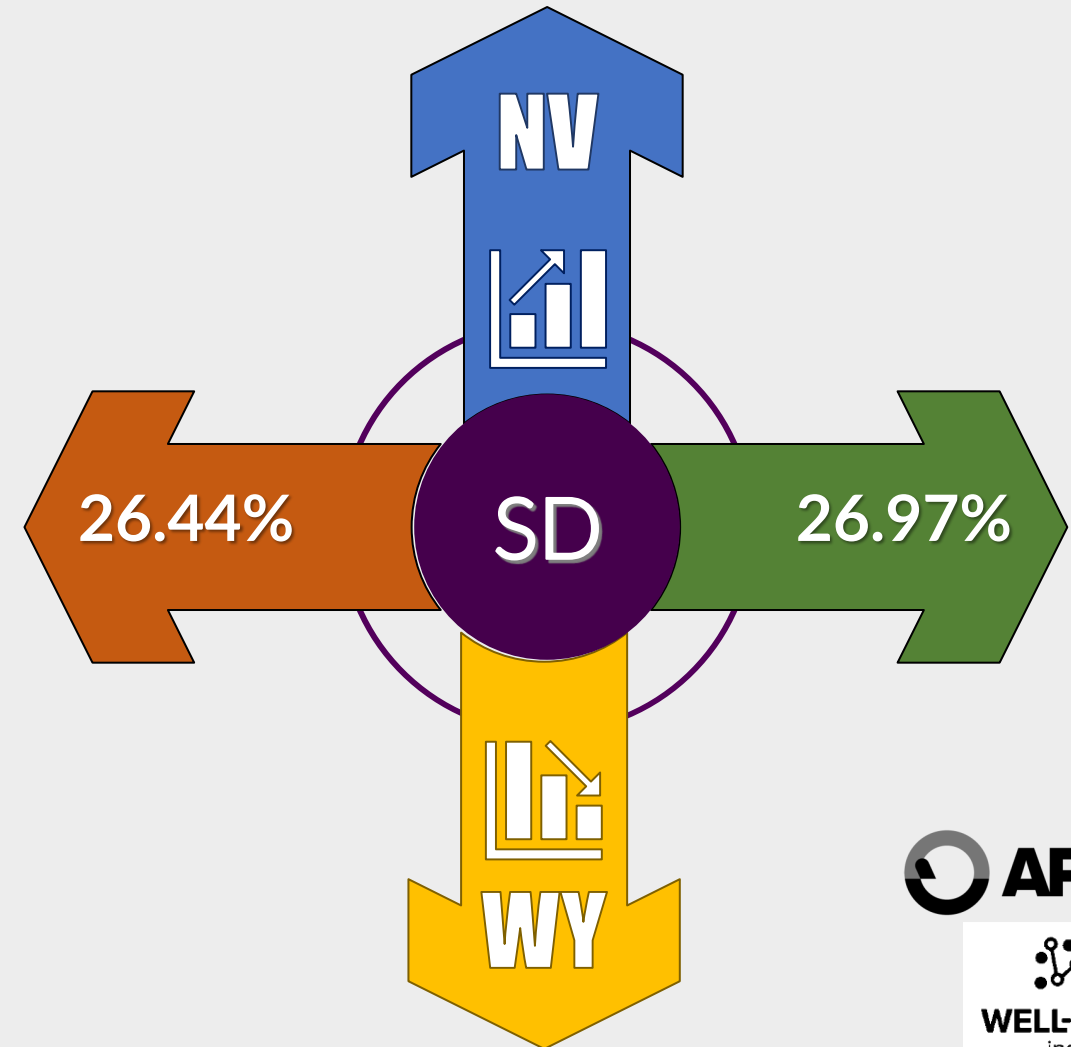
As of March 6, 2022, the South Dakota distress percent was 26.44% (ranked 46/52) with 48 assessors.

### STATE COMPARISON

As of April 6, 2022

Nevada is the highest at 58.06% (n=26)

Wyoming has the lowest 17.39% (n=16)



\*Distress Percent is the percentage of individuals with a Pharmacist Well-Being Index (WBI) score  $\geq 5$ . It measures the percent of individuals that are at a high level of distress.

# **Well-being Resources Promo Slides\***

## **For Your Use in State Social Media and Periodicals**

*\*Please do not change the content of these promotional slides*



***Your experiences – positive and negative – tell a powerful story!***

Your experience can be the spark that helps change and enhance the pharmacy workplace, pharmacy personnel well-being, and patient safety.

Submit your experience report to  
***Pharmacy Workplace and Well-being Reporting.***  
[www.pharmacist.com/pwwr](http://www.pharmacist.com/pwwr)

Your report is confidential, anonymous, and protected by the Alliance for Patient Medication Safety - a recognized national patient safety organization.

***Share the PWWR link with your colleagues!***



## **Burnout is real.**

**Take advantage of APhA's online screening tool, invented by the Mayo Clinic, to evaluate your fatigue, depression, burnout, anxiety, and stress and assess your well-being.**

**It takes less than 5 minutes to answer 9 short questions.**

**It's 100% anonymous, free, and you do not need to be an APhA member.**

**Resources are available once you submit your assessment.**

**Well-being Index for Pharmacists, Student Pharmacists, & Pharmacy Technicians**

**<https://app.mywellbeingindex.org/signup>**

***Invitation Code: APhA***

***Or Scan***



**You're committed to pharmacy.  
We're committed to your well-being.  
[www.pharmacist.com/wellbeing](http://www.pharmacist.com/wellbeing)**